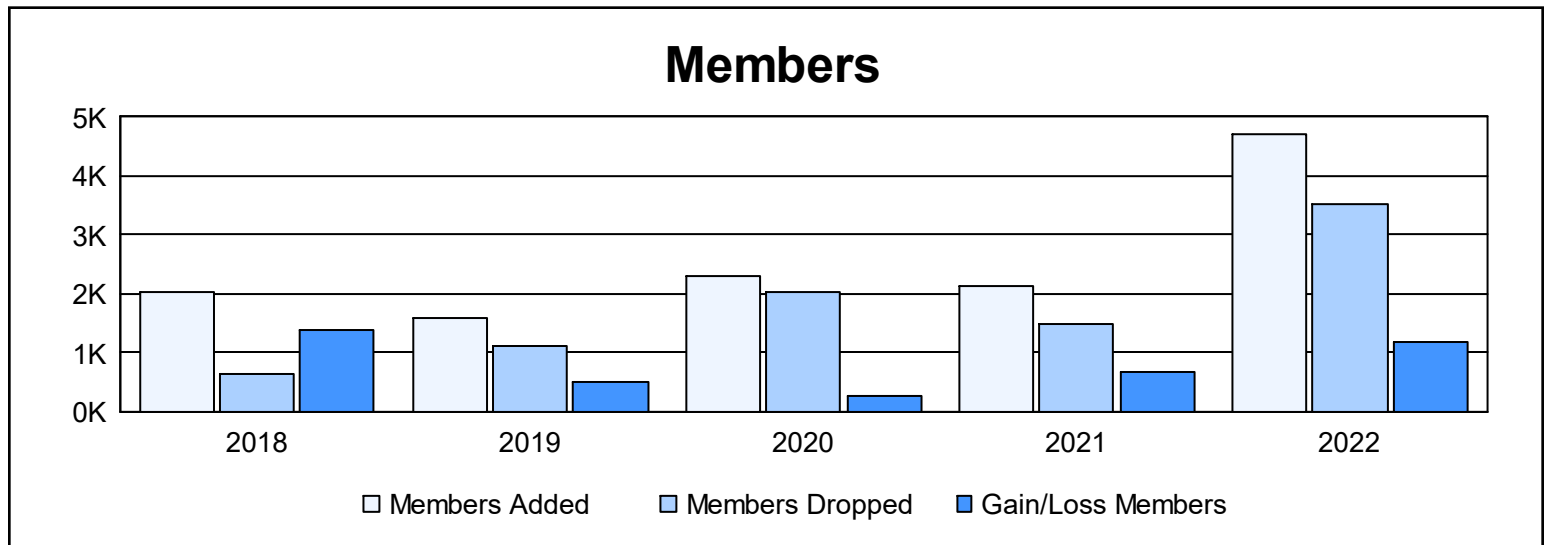
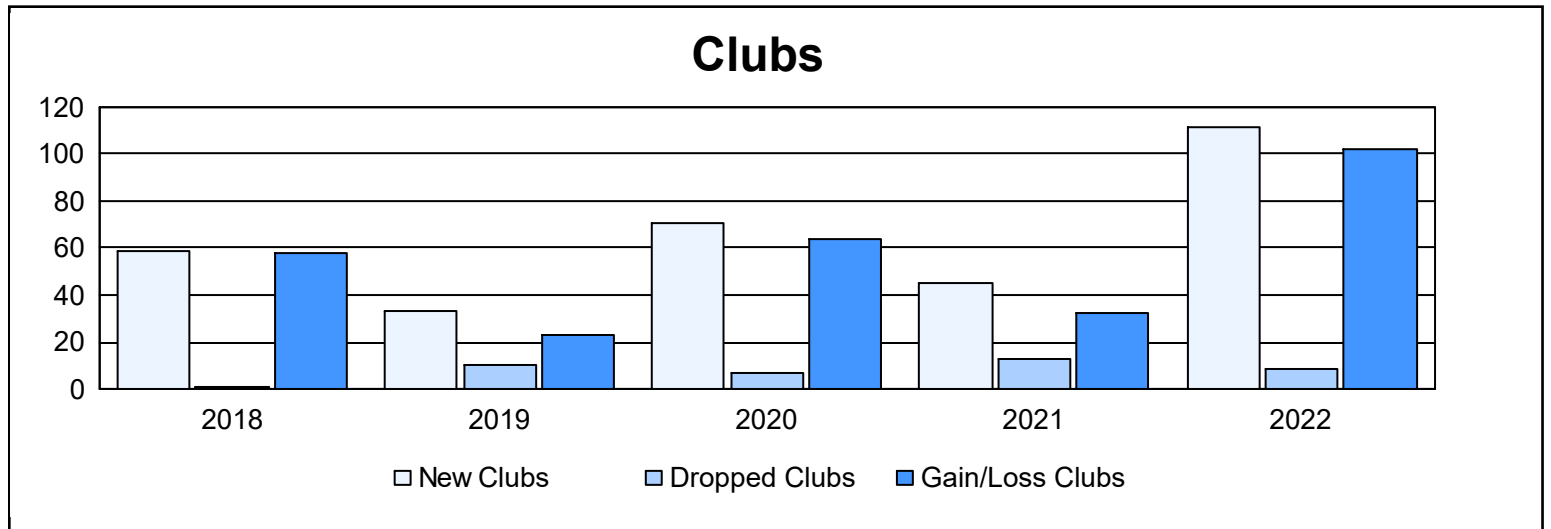
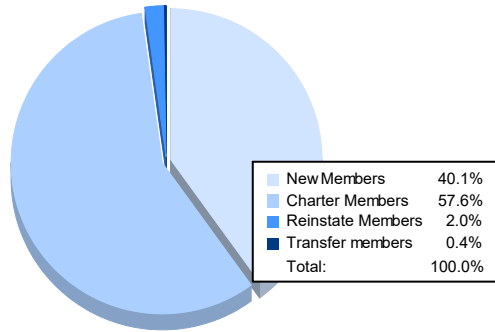


Year	New Clubs	Dropped Clubs	Gain/Loss Clubs	New Members	Charter Members	Reinstate Members	Transfer Members	Total Member Added	Total Members Dropped	Gain/Loss Members
2017-2018	59	1	58	597	1,385	14	17	2,013	636	1,377
2018-2019	33	10	23	694	861	33	8	1,596	1,104	492
2019-2020	71	7	64	659	1,566	68	12	2,305	2,029	276
2020-2021	45	13	32	1,036	1,074	16	11	2,137	1,477	660
2021-2022	111	9	102	1,890	2,713	93	18	4,714	3,527	1,187
Average	64	8	56	975	1,520	45	13	2,553	1,755	798



Membership Composition June 2022 Cumulative



Gender Composition June 2022 Cumulative

